



**GREENWOOD ACADEMIES TRUST**

# **Relationships and Sex Education Policy**

<b>Version:</b>	1.0
<b>Document Author:</b>	EDPT-AM
<b>Classification:</b>	Internal
<b>Created:</b>	Nov 21
<b>Review Date:</b>	September 2025

# Contents

1. Values and Ethos	3
2. Aims	3
3. Statutory Requirements	4
4. Definition	5
5. Curriculum Design	6
6. Delivery of RSE	6
7. Roles and Responsibilities	6
8. Parents' right to withdraw	8
9. Safeguarding	8
10. Training	9
11. Monitoring Arrangements	9
12. Assessment	9

## Appendices

Appendix 1: EYFS Curriculum Map	11
Appendix 2: PSHE Association Programmes of Study KS1 to KS5	12
By the end of primary school pupils should know	15
Appendix 3: By the end of secondary school pupils should know	17
Appendix 4: Parent Form: withdrawal from sex education within RSE	23
Appendix 5: Right to Withdrawal - DfE Summary	24
Appendix 6: Policy Development Template	25

## 1. Values and Ethos

This policy covers the Greenwood Academies Trust's (GAT) approach to how we expect our academies to support children's development and understanding around relationships, health and sex education. The policy is developed in line with the expectations of the DfE Statutory Guidance for RSE (first published in June 2019). The policy has been developed in such a way so that it can be adapted and personalised to become an academy level document. GAT requires each academy to have a policy for RSE in place.

We define 'relationships and sex education' as a curriculum which will help our children grow in confidence and understanding relating to how they as individuals will develop, grow and mature into responsible individuals.

- ✓ We believe relationships and sex education is important for our academies because it will help our children to value positive relationships and to have the confidence and strength of character to identify and lead a healthy lifestyle.
- ✓ We view the partnership of home and academy as vital in providing the context of open discussion, honesty and support.

The intended outcomes of the programmes of study are that pupils will:

- Know and understand, how as individuals our bodies change as we get older.
- Understand they have the right to be safe.
- Understand they have a responsibility to be a responsible, valued member of the academy.
- Develop the skills needed to lead a healthy lifestyle.
- Develop the attributes of positive relationships.

## 2. Aims

The aims of relationships and sex education (RSE) are to:

- Provide a framework in which sensitive discussions can take place
- Prepare pupils for puberty, and give them an understanding of sexual development and the importance of health and hygiene
- Help pupils develop feelings of self-respect, confidence and empathy
- Create a positive culture around issues of sexuality and relationships
- Teach pupils the correct vocabulary to describe themselves and their bodies
- Support the academy ethos of nurturing a caring community

### 3. Statutory Requirements & Legislation

The Greenwood Academies Trust follows the Department for Education statutory guidance that was statutory from September 2020. The guidance states which academies need to deliver relationships education, sex education and health education and what the RSE policy should include:

Relationships Education	Relationships and Sex Education	Health Education
All schools providing primary education, including all-through schools and middle schools (includes schools as set out in the Summary section).	All schools providing secondary education, including all-through schools and middle schools (includes schools as set out in the Summary section).	All maintained schools including schools with a sixth form, academies, free schools, non-maintained special schools and alternative provision, including pupil referral units.
		The statutory requirement to provide Health Education does not apply to independent schools – PSHE is already compulsory as independent schools must meet the Independent School Standards as set out in the Education (Independent School Standards) Regulations 2014. Independent schools, however, may find the principles in the guidance on Health Education helpful in planning an age-appropriate curriculum.
The statutory requirements do not apply to sixth form colleges, 16-19 academies or Further Education (FE) colleges <sup>7</sup> , although we would encourage them to support students by offering these subjects. These settings may find the principles helpful, especially in supporting pupils in the transition to FE.		

<i>Policies for mandatory subjects</i>		<i>Policy for non-mandatory subjects</i>
<b>For primary education<sup>9</sup></b>	<b>For secondary education</b>	<b>For primary schools that may choose to teach sex education</b>
Define Relationships Education	Define Relationships and Sex Education	Define any sex education they choose to teach other than that covered in the science curriculum.
Set out the subject content, how it is taught and who is responsible for teaching it.		
Describe how the subject is monitored and evaluated.		
Include information to clarify why parents <i>do not</i> have a right to withdraw their child.	Include information about a parent's right to request that their child be excused from sex education within RSE only.	Include information about a parent's right to request that their child be excused.

Documents that inform the Trust's RSE policy include:

- Education Act (1996)
- Learning and Skills Act (2000)
- Education and Inspections Act (2006)
- Equality Act (2010)
- Locally Agreed RE Syllabus in line with SACRE Guidelines
- Supplementary Guidance SRE for the 21st Century
- Keeping Children Safe in Education – Statutory safeguarding guidance
- As an academy we must provide relationships education to all pupils as per section 34 of the Children and Social work act 2017.

Within the Greenwood Academies Trust we assure that academies teach RSE as set out in this policy.

#### 4. Definition

RSE teaches children and young people how to be safe and healthy. It teaches them how to manage their academic, personal and social lives in a positive way. RSE involves a combination of sharing information, exploring issues and values. RSE is not about the promotion of sexual activity or lifestyles.

**Relationships Education:** the focus is on teaching the fundamental building blocks and characteristics of positive relationships, with particular reference to friendships, family relationships, and relationships with other children and with adults. These areas of learning are taught within the context of family life taking care to ensure that there is no stigmatisation of children based on their home circumstances (families can include single parent families, LGBT parents, families headed by grandparents, adoptive parents, foster parents/carers amongst other structures) along with reflecting sensitively that some children may have a different structure of support around them (for example: looked after children or young carers). **See Appendices 1-3 for content mapping from the PSHE Association.**

**Health Education:** the focus is on teaching the characteristics of good physical health and mental wellbeing. Teachers should be clear that mental wellbeing is a normal part of daily life, in the same way as physical health. **See Appendices 1-3 for content mapping from the PSHE Association.**

**Sex Education:** the focus is on teaching children the facts about puberty (preparing boys and girls for the changes that adolescence brings) and reproduction (how a baby is conceived and born). Parents have the right to withdraw a pupil from sex education lessons up to three months before the 16<sup>th</sup> birthday of the pupil when the child can choose to opt in.

## 5. Curriculum Design

The curriculum for RSE is set out by each academy in line with this policy. Parents will be kept informed as per DfE expectations.

The curriculum at each of our academies will take into account the age, needs and feelings of pupils. If pupils ask questions outside the scope of this policy, teachers will respond in an appropriate manner so they are fully informed and don't seek answers online inappropriately.

The RSE programme is an integral part of whole school PSHE provision and will cover: Health and Well Being, Relationships and Living in the Wider World. It:

- is inclusive of equality and diversity and academies will demonstrate this by ensuring the curriculum enables all pupils to engage with it providing pupils with knowledge and awareness from a broad spectrum of society as a whole.
- will meet the needs, or be adapted for, those children with protected characteristics through teaching which respects and acknowledges all pupils.
- supports the demographic of the locality with staff and leaders being acutely aware of common issues and needs of our pupils.
- fosters gender equality and LGBT + equality by respecting the views and feelings of all and promoting an understanding of equality through openness and respect.
- will be planned and delivered through both direct teaching time each week and also across the curriculum with the core values being modelled and embedded through daily routines. The curriculum acknowledges the range of ages and takes into account content when considering the age of the pupils it will be shared with.
- will be taught through a range of teaching methods and interactive activities.
- Will ensure that learning about relationships and sex education will link to/complement learning in science and SMSC.

## 6. Delivery of RSE

RSE is taught within the personal, social, health and economic (PSHE) education curriculum. Biological aspects of RSE are taught within the science curriculum, and other aspects are included in religious education (RE) and that of SMSC.

At KS3 onwards, pupils also receive sex education lessons and these are optional at KS2 – see the table on page 4 for the DfE requirements.

## 7. Roles and Responsibilities

### The Trust

The Trust has a set of activities that will monitor the quality and effectiveness of the RSE policy and curriculum in each academy. The Curriculum Assurance Board will be key to the monitoring of this policy and will develop additional support or guidance to academies if required.

## The Academy

The Principal is responsible for ensuring that RSE is taught consistently across the academy, and for managing requests to withdraw pupils from non-statutory/non-science components of Sex Education. The Principal is responsible for ensuring policy and practice are adhered to and that all information is made accessible to all parents and carers.

- The nominated person for PSHE is responsible for development of the curriculum and monitoring of the curriculum across the academy.
- It will be taught by teachers in each year group.
- Teachers will receive RSE training as appropriate.

The Principal should also ensure that there has been consultation with the academy community and parents/carers on the policy and curriculum for RSE in line with the guidance from the DfE. The academy should ensure this also published on the website. **Appendix 6** provides a template process for this.

## Developing a policy

13. All schools must have in place a written policy for Relationships Education and RSE. Schools must consult parents in developing and reviewing their policy. Schools should ensure that the policy meets the needs of pupils and parents and reflects the community they serve.

## What is required?

15. All schools must have an up-to-date policy, which is made available to parents and others. Schools must provide a copy of the policy free of charge to anyone who asks for one and should publish the policy on the school website<sup>8</sup>.

## Staff

Staff are responsible for:

- Delivering RSE in a sensitive way
- Modelling positive attitudes to RSE
- Monitoring progress
- Responding to the needs of individual pupils
- Responding appropriately to pupils whose parents wish them to be withdrawn from the non-statutory/non-science components of Sex Education

Staff do not have the right to opt out of teaching RSE. Staff who have concerns about teaching RSE are encouraged to discuss this with the Principal. All class teachers are responsible for teaching RSE.

## Pupils

Pupils are expected to engage fully in RSE and, when discussing issues related to RSE, treat others with respect and sensitivity.

## 8. Safeguarding

Academies must consider how safeguarding and confidentiality protocols support safe and effective RSE practice.

- Teachers should be aware of the academy confidentiality policy.
- Teachers are aware that effective RSE, which brings an understanding of what is and what is not appropriate in a relationship, can lead to a disclosure of a child protection issue.
- Teachers will consult with the designated safeguarding lead who will follow academy policy for safeguarding.
- Visitors/external agencies which support the delivery of RSE will be required to adhere to academy safeguarding policies, confidentiality and the RSE policy.

## 9. Parents' right to withdraw

Parents do not have the right to withdraw their children from relationships education. Parents have the right to withdraw their children from the non-statutory/non-science components of sex education within RSE. See Appendix 6 for DfE guidance on this issue.

Each academy is encouraged to be clear in their curriculum mapping which aspects of learning are 'Relationships Education', 'Sex Education' and 'Health Education' to support parents in decisions over withdrawal.

Requests for withdrawal should be put in writing (optional form can be found at **Appendix 4**) and addressed to the Principal. The trust would expect the Principal to honour appropriate requests for withdrawal and meet with parents to discuss these in line with the DfE guidance as summarised in **Appendix 5**. Alternative work will be given to pupils who are withdrawn from sex education.

## 10. Training

Staff are to be trained on the delivery of RSE.

The Principal may also invite visitors from outside the school, such as school nurses or sexual health professionals, to provide support and training to staff teaching RSE.

## 11. Monitoring Arrangements

The delivery of RSE is monitored in academies by senior leaders through activities such as planning scrutinies, lesson visits, children and staff surveys  
Pupils' development in RSE is monitored by class teachers as part of internal assessment processes.

The implementation of this policy is monitored by the Trust through:

- ✓ Assurance activities to ensure statutory arrangements are in place in each academy
- ✓ Assurance activities to ensure the academy policies are being implemented and the RSE curriculum in each academy is of sufficient quality
- ✓ This policy will be reviewed regularly and the Curriculum assurance Board will lead the development of any amendments to the policy.

## 12. Assessment

There are many reasons why it is important that learning in PSHE, including RSE, is assessed, including:

- Pupils need opportunities to reflect on their learning and its implications for their lives.
- Teachers need to know that learning has taken place, be able to demonstrate progress and identify future learning needs.
- Assessment increases pupils' motivation and improves learning, as their raised awareness of their progress illustrates the value of this learning.
- Assessment allows the leadership team, parents, governors and school inspectors to see PSHE education's impact on pupils and whole school outcomes, such as Ofsted judgements on personal development, safeguarding, spiritual, moral, social and cultural (SMSC) development and the promotion of fundamental British values.
- Without assessment, all a school can do is describe its PSHE provision, not show its impact.
- The DfE also states in the statutory guidance for Relationships, Sex and Health education that "schools should have the same high expectations of the quality of pupils' work in these subjects as for other curriculum areas" — therefore assessment for and of learning should be central to any PSHE education provision.

At the Greenwood Academies Trust:

- Pupils will be provided with time to discuss and share their thoughts and feelings appropriately
- Adults will be expected to respond to pupil needs through follow up work that could be whole class, small group or 1:1.




- Pupils will have opportunities to review and reflect on their learning through activities including reflection time, discussion, written work and artwork.
- Pupil voice and assessment will be used to adapt and amend planned learning activities
- Parents will be informed of pupil understanding in the usual ways including via parent consultations and written reports.

### **13. References and Sources**

The following have been referenced during the development of this policy:

- The PSHE Association for the POS and Overview Documents
- Lincolnshire LA
- Beacon Primary Academy (Policy into Practice) in line with policy development across the East Coast Cluster
- Department for Education guidance for Relationships Education, Relationships and Sex Education (RSE) and Health Education
- Equalities Act 2010
- Keeping Children Safe in Education
- Early Years Foundation Stage – Early Learning Goals and Development Matters

## Appendix 1: Curriculum Map for Early Years

Personal, Social and Emotional Development: Making relationships			
	A Unique Child: observing what a child is learning	Positive Relationships: what adults could do	Enabling Environments: what adults could provide
 22-36 months	<ul style="list-style-type: none"> <li>Interested in others' play and starting to join in.</li> <li>Seeks out others to share experiences.</li> <li>Shows affection and concern for people who are special to them.</li> <li>May form a special friendship with another child.</li> </ul>	<ul style="list-style-type: none"> <li>Ensure that children have opportunities to join in.</li> <li>Help them to recognize and understand the rules for being together with others, such as waiting for a turn.</li> <li>Continue to talk about feelings such as sadness, happiness, or feeling cross.</li> <li>Model ways of noticing how others are feeling and comforting/helping them.</li> </ul>	<ul style="list-style-type: none"> <li>Make time for children to be with their key person, individually and in their key group.</li> <li>Create areas in which children can sit and chat with friends, such as a snug den and cosy spaces.</li> <li>Provide resources that promote cooperation between two children such as a big ball to roll or throw to each other.</li> </ul>
 30-50 months	<ul style="list-style-type: none"> <li>Can play in a group, extending and elaborating play ideas, e.g. building up a role-play activity with other children.</li> <li>Initiates play, offering cues to peers to join them.</li> <li>Keeps play going by responding to what others are saying or doing.</li> <li>Demonstrates friendly behaviour, initiating conversations and forming good relationships with peers and familiar adults.</li> </ul>	<ul style="list-style-type: none"> <li>Support children in developing positive relationships by challenging negative comments and actions towards either peers or adults.</li> <li>Encourage children to choose to play with a variety of friends from all backgrounds, so that everybody in the group experiences being included.</li> <li>Help children understand the feelings of others by labeling emotions such as sadness, happiness, feeling cross, lonely, scared or worried.</li> <li>Plan support for children who have not yet made friends.</li> </ul>	<ul style="list-style-type: none"> <li>Plan activities that require collaboration, such as parachute activities and ring games.</li> <li>Provide stability in staffing, key person relationships and in grouping of the children.</li> <li>Provide time, space and materials for children to collaborate with one another in different ways, for example, building constructions.</li> <li>Provide a role-play area resourced with materials reflecting children's family lives and communities. Consider including resources reflecting lives that are unfamiliar, to broaden children's knowledge and reflect an inclusive ethos.</li> <li>Choose books, puppets and dolls that help children explore their ideas about friends and friendship and to talk about feelings, e.g. someone saying 'You can't play'.</li> </ul>
 40-60+ months	<ul style="list-style-type: none"> <li>Initiates conversations, attends to and takes account of what others say.</li> <li>Explains own knowledge and understanding, and asks appropriate questions of others.</li> <li>Takes steps to resolve conflicts with other children, e.g. finding a compromise.</li> </ul> <p><b>Early Learning Goal</b> Children play co-operatively, taking turns with others. They take account of one another's ideas about how to organise their activity. They show sensitivity to others' needs and feelings, and form positive relationships with adults and other children.</p>	<ul style="list-style-type: none"> <li>Support children in linking openly and confidently with others, e.g. to seek help or check information.</li> <li>Model being a considerate and responsive partner in interactions.</li> <li>Ensure that children and adults make opportunities to listen to each other and explain their actions.</li> <li>Be aware of and respond to particular needs of children who are learning English as an additional language.</li> </ul>	<ul style="list-style-type: none"> <li>Ensure that children have opportunities over time to get to know everyone in the group, not just their special friends.</li> <li>Ensure children have opportunities to relate to their key person, individually and in small groups.</li> <li>Provide activities that involve turn-taking and sharing in small groups.</li> </ul>

Children develop at their own rates, and in their own ways. The development statements and their order should not be taken as necessary steps for individual children. They should not be used as checklists. The age/stage bands overlap because these are not fixed age boundaries but suggest a typical range of development.

9

The development of positive relationships is a key strand that runs through every area of learning in the early years. There is a specific learning intention about families.

This contributes to the early learning goal: *showing sensitivity to others needs and feelings.*

Learning Intention

- To recognise that all families are different

Learning Outcomes

- Identify different members of the family
- Understand how members of a family can help each other

Resources

- *The Family Book*, Todd Parr

- Families pictures

## Appendix 2: Primary Expectations – from the PSHE Association

### RELATIONSHIPS EDUCATION (PRIMARY)

<b>By the end of primary school:</b> Pupils should know:		<b>KS1</b>	<b>KS2</b>
<b>Families and people who care for me</b>	<ul style="list-style-type: none"> <li>that families are important for children growing up because they can give love, security and stability.</li> </ul>	R2	R6
	<ul style="list-style-type: none"> <li>the characteristics of healthy family life, commitment to each other, including in times of difficulty, protection and care for children and other family members, the importance of spending time together and sharing each other's lives.</li> </ul>	R1, R4	R8
	<ul style="list-style-type: none"> <li>that others' families, either in school or in the wider world, sometimes look different from their family, but that they should respect those differences and know that other children's families are also characterised by love and care.</li> </ul>	H22, R3	R2, R7
	<ul style="list-style-type: none"> <li>that stable, caring relationships, which may be of different types, are at the heart of happy families, and are important for children's security as they grow up.</li> </ul>	R3	R1, R6, R7
	<ul style="list-style-type: none"> <li>that marriage represents a formal and legally recognised commitment of two people to each other which is intended to be lifelong.</li> </ul>	R4	R3, R5
	<ul style="list-style-type: none"> <li>how to recognise if family relationships are making them feel unhappy or unsafe, and how to seek help or advice from others if needed.</li> </ul>	R5	R4, R9
<b>Caring friendships</b>	<ul style="list-style-type: none"> <li>how important friendships are in making us feel happy and secure, and how people choose and make friends.</li> </ul>	R6	R10
	<ul style="list-style-type: none"> <li>the characteristics of friendships, including mutual respect, truthfulness, trustworthiness, loyalty, kindness, generosity, trust, sharing interests and experiences and support with problems and difficulties.</li> </ul>	R6	R11
	<ul style="list-style-type: none"> <li>that healthy friendships are positive and welcoming towards others, and do not make others feel lonely or excluded.</li> </ul>	R7	R13, R14
	<ul style="list-style-type: none"> <li>that most friendships have ups and downs, and that these can often be worked through so that the friendship is repaired or even strengthened, and that resorting to violence is never right.</li> </ul>	R8	R16
	<ul style="list-style-type: none"> <li>how to recognise who to trust and who not to trust, how to judge when a friendship is making them feel unhappy or uncomfortable, managing conflict, how to manage these situations and how to seek help or advice from others, if needed.</li> </ul>	R9	R18

Respectful relationships	<ul style="list-style-type: none"> <li>the importance of respecting others, even when they are very different from them (for example, physically, in character, personality or backgrounds), or make different choices or have different preferences or beliefs.</li> </ul>	H22, R23, L4, L6	R32, R33, L6
	<ul style="list-style-type: none"> <li>practical steps they can take in a range of different contexts to improve or support respectful relationships.</li> </ul>	R6, R8	R33, R34
	<ul style="list-style-type: none"> <li>the conventions of courtesy and manners.</li> </ul>	R22	R33
	<ul style="list-style-type: none"> <li>the importance of self-respect and how this links to their own happiness.</li> </ul>	H21, H23, R22	R31
	<ul style="list-style-type: none"> <li>that in school and in wider society they can expect to be treated with respect by others, and that in turn they should show due respect to others, including those in positions of authority.</li> </ul>	R22, H22	R31
	<ul style="list-style-type: none"> <li>about different types of bullying (including cyberbullying), the impact of bullying, responsibilities of bystanders (primarily reporting bullying to an adult) and how to get help.</li> </ul>	R10, R11, R12	R19, R20, R28
	<ul style="list-style-type: none"> <li>what a stereotype is, and how stereotypes can be unfair, negative or destructive.</li> </ul>	L4	R21, L7, L8, L9
	<ul style="list-style-type: none"> <li>the importance of permission-seeking and giving in relationships with friends, peers and adults.</li> </ul>	R15, R17	R22, R26
Online relationships	<ul style="list-style-type: none"> <li>that people sometimes behave differently online, including by pretending to be someone they are not.</li> </ul>	R14	R23
	<ul style="list-style-type: none"> <li>that the same principles apply to online relationships as to face-to-face relationships, including the importance of respect for others online including when we are anonymous.</li> </ul>	R12	R24, R30, R31
	<ul style="list-style-type: none"> <li>the rules and principles for keeping safe online, how to recognise risks, harmful content and contact, and how to report them.</li> </ul>	R20	R24, R29
	<ul style="list-style-type: none"> <li>how to critically consider their online friendships and sources of information including awareness of the risks associated with people they have never met.</li> </ul>	R15	R24
	<ul style="list-style-type: none"> <li>how information and data is shared and used online.</li> </ul>	H34	L13, L14

Being safe	<ul style="list-style-type: none"> <li>what sorts of boundaries are appropriate in friendships with peers and others (including in a digital context)</li> </ul>	R17	R22
	<ul style="list-style-type: none"> <li>about the concept of privacy and the implications of it for both children and adults; including that it is not always right to keep secrets if they relate to being safe.</li> </ul>	R13, R18	R27
	<ul style="list-style-type: none"> <li>that each person's body belongs to them, and the differences between appropriate and inappropriate or unsafe physical, and other, contact.</li> </ul>	R13	H45, R25
	<ul style="list-style-type: none"> <li>how to respond safely and appropriately to adults they may encounter (in all contexts, including online) whom they do not know.</li> </ul>	R14, R15, R19	R24
	<ul style="list-style-type: none"> <li>how to recognise and report feelings of being unsafe or feeling bad about any adult.</li> </ul>	R20	R29
	<ul style="list-style-type: none"> <li>how to ask for advice or help for themselves or others, and to keep trying until they are heard.</li> </ul>	R20	R29
	<ul style="list-style-type: none"> <li>how to report concerns or abuse, and the vocabulary and confidence needed to do so.</li> </ul>	R20	R29, H45
	<ul style="list-style-type: none"> <li>where to get advice e.g. family, school and/or other sources.</li> </ul>	R20	R29

## HEALTH EDUCATION (PRIMARY)

<b>By the end of primary school:</b>		KS1	KS2
Pupils should know:			
<b>Mental wellbeing</b>	<ul style="list-style-type: none"> <li>that mental wellbeing is a normal part of daily life, in the same way as physical health.</li> </ul>	H1	H15
	<ul style="list-style-type: none"> <li>that there is a normal range of emotions (e.g. happiness, sadness, anger, fear, surprise, nervousness) and scale of emotions that all humans experience in relation to different experiences and situations.</li> </ul>	H11, H12, H13, H14	H17
	<ul style="list-style-type: none"> <li>how to recognise and talk about their emotions, including having a varied vocabulary of words to use when talking about their own and others' feelings.</li> </ul>	H15, H16	H19
	<ul style="list-style-type: none"> <li>how to judge whether what they are feeling and how they are behaving is appropriate and proportionate.</li> </ul>	H18, H19	H20, H21
	<ul style="list-style-type: none"> <li>the benefits of physical exercise, time outdoors, community participation, voluntary and service-based activity on mental wellbeing and happiness.</li> </ul>	H17	H16
	<ul style="list-style-type: none"> <li>simple self-care techniques, including the importance of rest, time spent with friends and family and the benefits of hobbies and interests.</li> </ul>	H18, H20, H24	H16,
	<ul style="list-style-type: none"> <li>isolation and loneliness can affect children and that it is very important for children to discuss their feelings with an adult and seek support.</li> </ul>	H24, H27, R7	H24, R13
	<ul style="list-style-type: none"> <li>that bullying (including cyberbullying) has a negative and often lasting impact on mental wellbeing.</li> </ul>	R10, R11	R19
	<ul style="list-style-type: none"> <li>where and how to seek support (including recognising the triggers for seeking support), including whom in school they should speak to if they are worried about their own or someone else's mental wellbeing or ability to control their emotions (including issues arising online).</li> </ul>	H19, R12	H21, R20
	<ul style="list-style-type: none"> <li>it is common for people to experience mental ill health. For many people who do, the problems can be resolved if the right support is made available, especially if accessed early enough.</li> </ul>	H24	H22

Drugs, alcohol and tobacco	<ul style="list-style-type: none"> <li>the facts about legal and illegal harmful substances and associated risks, including smoking, alcohol use and drug-taking.</li> </ul>	H37	H46, H47, H48
Health and prevention	<ul style="list-style-type: none"> <li>how to recognise early signs of physical illness, such as weight loss, or unexplained changes to the body.</li> </ul>		H5
	<ul style="list-style-type: none"> <li>about safe and unsafe exposure to the sun, and how to reduce the risk of sun damage, including skin cancer.</li> </ul>	H8	H12
	<ul style="list-style-type: none"> <li>the importance of sufficient good quality sleep for good health and that a lack of sleep can affect weight, mood and ability to learn.</li> </ul>	H4	H8
	<ul style="list-style-type: none"> <li>about dental health and the benefits of good oral hygiene and dental flossing, including regular check-ups at the dentist.</li> </ul>	H7	H11
	<ul style="list-style-type: none"> <li>about personal hygiene and germs including bacteria, viruses, how they are spread and treated, and the importance of handwashing.</li> </ul>	H5	H9, H40
	<ul style="list-style-type: none"> <li>the facts and science relating to allergies, immunisation and vaccination.</li> </ul>	H6	H10
Basic first aid	<ul style="list-style-type: none"> <li>how to make a clear and efficient call to emergency services if necessary.</li> </ul>	H35, H36	H44
	<ul style="list-style-type: none"> <li>concepts of basic first-aid, for example dealing with common injuries, including head injuries.</li> </ul>	H35, H37	H43
Changing adolescent body	<ul style="list-style-type: none"> <li>key facts about puberty and the changing adolescent body, particularly from age 9 through to age 11, including physical and emotional changes.</li> </ul>	H25, H26	H30, H31, H32, H34
	<ul style="list-style-type: none"> <li>about menstrual wellbeing including the key facts about the menstrual cycle.</li> </ul>		H30, H31

## Appendix 3: Secondary Expectations – from the PSHE Association

### RELATIONSHIPS EDUCATION (SECONDARY)

		KS3	KS4
		<b>By the end of secondary school:</b>	
		Pupils should know:	
Families	<ul style="list-style-type: none"> <li>that there are different types of committed, stable relationships.</li> </ul>	R1, R36	R1, R4
	<ul style="list-style-type: none"> <li>how these relationships might contribute to human happiness and their importance for bringing up children.</li> </ul>	H2, R36	R2, R4, R25
	<ul style="list-style-type: none"> <li>what marriage is, including their legal status e.g. that marriage carries legal rights and protections not available to couples who are cohabiting or who have married, for example, in an unregistered religious ceremony.</li> </ul>		R4, R10
	<ul style="list-style-type: none"> <li>why marriage is an important relationship choice for many couples and why it must be freely entered into.</li> </ul>	R6	R4, R10, R33
	<ul style="list-style-type: none"> <li>the characteristics and legal status of other types of long-term relationships.</li> </ul>	R1	R1, R4
	<ul style="list-style-type: none"> <li>the roles and responsibilities of parents with respect to raising of children, including the characteristics of successful parenting.</li> </ul>	R35, R36	R25
	<ul style="list-style-type: none"> <li>how to: determine whether other children, adults or sources of information are trustworthy: judge when a family, friend, intimate or other relationship is unsafe (and to recognise this in others' relationships); and, how to seek help or advice, including reporting concerns about others, if needed.</li> </ul>	R2, R6, R23, R37, R38, R46, L23, L27	R2, R17, R23, L24, L27
Respectful relationships, including friendships	<ul style="list-style-type: none"> <li>the characteristics of positive and healthy friendships (in all contexts, including online) including: trust, respect, honesty, kindness, generosity, boundaries, privacy, consent and the management of conflict, reconciliation and ending relationships. This includes different (non-sexual) types of relationship.</li> </ul>	R2, R10, R13, R14, R16, R19, R21	R1, R12, R13
	<ul style="list-style-type: none"> <li>practical steps they can take in a range of different contexts to improve or support respectful relationships.</li> </ul>	R13, R14, R41, R42	R30, R31, R34, R36
	<ul style="list-style-type: none"> <li>how stereotypes, in particular stereotypes based on sex, gender, race, religion, sexual orientation or disability, can cause damage (e.g. how they might normalise non-consensual behaviour or encourage prejudice).</li> </ul>	R7, R8, R39, R40, L10	L5
	<ul style="list-style-type: none"> <li>that in school and in wider society they can expect to be treated with respect by others, and that in turn they should show due respect to others, including people in positions of authority and due tolerance of other people's beliefs.</li> </ul>	R2, R14	R1, R10, L29

Continued...	<ul style="list-style-type: none"> <li>about different types of bullying (including cyberbullying), the impact of bullying, responsibilities of bystanders to report bullying and how and where to get help.</li> </ul>	R14, R23, R38, R40	R7, R34
	<ul style="list-style-type: none"> <li>that some types of behaviour within relationships are criminal, including violent behaviour and coercive control.</li> </ul>	R2, R25, R37	R28, R29, R30
	<ul style="list-style-type: none"> <li>what constitutes sexual harassment and sexual violence and why these are always unacceptable.</li> </ul>	R37	R16, R29, L15
	<ul style="list-style-type: none"> <li>the legal rights and responsibilities regarding equality (particularly with reference to the protected characteristics as defined in the Equality Act 2010) and that everyone is unique and equal.</li> </ul>	R40, R41, L10	R5, R6, L15
Online and media	<ul style="list-style-type: none"> <li>their rights, responsibilities and opportunities online, including that the same expectations of behaviour apply in all contexts, including online.</li> </ul>	R13, R14, L20, L22	R15, R16, L11, L12, L22, L23
	<ul style="list-style-type: none"> <li>about online risks, including that any material someone provides to another has the potential to be shared online and the difficulty of removing potentially compromising material placed online.</li> </ul>	H30, R17, R21, R37, L20, L21	H22, R14, R22, L25
	<ul style="list-style-type: none"> <li>not to provide material to others that they would not want shared further and not to share personal material which is sent to them.</li> </ul>	R29, R30, L21	R22, L23, L25
	<ul style="list-style-type: none"> <li>what to do and where to get support to report material or manage issues online.</li> </ul>	R17, R30, R37, L27	R14, R17, L23
	<ul style="list-style-type: none"> <li>the impact of viewing harmful content.</li> </ul>	H3, R7, R8, L25	H3, R8
	<ul style="list-style-type: none"> <li>that specifically sexually explicit material e.g. pornography presents a distorted picture of sexual behaviours, can damage the way people see themselves in relation to others and negatively affect how they behave towards sexual partners.</li> </ul>	R8	R8
	<ul style="list-style-type: none"> <li>that sharing and viewing indecent images of children (including those created by children) is a criminal offence which carries severe penalties including jail.</li> </ul>	R30	R22
	<ul style="list-style-type: none"> <li>how information and data is generated, collected, shared and used online.</li> </ul>	L20, L21	L22, L23, L25, L26
Being safe	<ul style="list-style-type: none"> <li>the concepts of, and laws relating to, sexual consent, sexual exploitation, abuse, grooming, coercion, harassment, rape, domestic abuse, forced marriage, honour-based violence and FGM, and how these can affect current and future relationships.</li> </ul>	H22, R6, R24, R25, R27, R37	H23, R16, R18, R19, R28, R29, R30, R31, R32, R33, R37
	<ul style="list-style-type: none"> <li>how people can actively communicate and recognise consent from others, including sexual consent, and how and when consent can be withdrawn (in all contexts, including online).</li> </ul>	R24, R26, R27	R18, R20, R21, R22

Intimate and sexual relationships, including sexual health	<ul style="list-style-type: none"> <li>how to recognise the characteristics and positive aspects of healthy one-to-one intimate relationships, which include mutual respect, consent, loyalty, trust, shared interests and outlook, sex and friendship.</li> </ul>	R2, R10, R14, R24, R31	R1, R2, R18
	<ul style="list-style-type: none"> <li>that all aspects of health can be affected by choices they make in sex and relationships, positively or negatively, e.g. physical, emotional, mental, sexual and reproductive health and wellbeing.</li> </ul>	H2, H36, R13, R18, R33	H2, H6, H26, H27, R24
	<ul style="list-style-type: none"> <li>the facts about reproductive health, including fertility, and the potential impact of lifestyle on fertility for men and women and menopause.</li> </ul>		H26, H30, H31, H32, R24, R26
	<ul style="list-style-type: none"> <li>that there are a range of strategies for identifying and managing sexual pressure, including understanding peer pressure, resisting pressure and not pressurising others.</li> </ul>	H5, R24, R26, R30, R42	H4, R3, R18, R21, R28
	<ul style="list-style-type: none"> <li>that they have a choice to delay sex or to enjoy intimacy without sex.</li> </ul>	R9, R11, R12, R24, R25, R28, R31	R2, R9, R10, R21
	<ul style="list-style-type: none"> <li>the facts about the full range of contraceptive choices, efficacy and options available.</li> </ul>	H35, H36, R33	H26, H29, R23
	<ul style="list-style-type: none"> <li>the facts around pregnancy including miscarriage.</li> </ul>	R33, R34	H30, H32
	<ul style="list-style-type: none"> <li>that there are choices in relation to pregnancy (with medically and legally accurate, impartial information on all options, including keeping the baby, adoption, abortion and where to get further help).</li> </ul>	R34	H33, R23, R24, R26, R27
	<ul style="list-style-type: none"> <li>how the different sexually transmitted infections (STIs), including HIV/AIDs, are transmitted, how risk can be reduced through safer sex (including through condom use) and the importance of and facts about testing.</li> </ul>	H35, H36, R33	H27, H28, H31, R23
	<ul style="list-style-type: none"> <li>about the prevalence of some STIs, the impact they can have on those who contract them and key facts about treatment.</li> </ul>	H36	H27, H28, H31
	<ul style="list-style-type: none"> <li>how the use of alcohol and drugs can lead to risky sexual behaviour.</li> </ul>	H27	H20, R20
	<ul style="list-style-type: none"> <li>how to get further advice, including how and where to access confidential sexual and reproductive health advice and treatment.</li> </ul>	H35, R23, R34, R37	H14, H28, H29, H32, H33, R7, R17, R24, R32

## HEALTH EDUCATION (SECONDARY)

		KS3	KS4
		<b>By the end of secondary school:</b>	
		Pupils should know:	
Mental wellbeing	<ul style="list-style-type: none"> <li>how to talk about their emotions accurately and sensitively, using appropriate vocabulary.</li> </ul>	H6, H8	
	<ul style="list-style-type: none"> <li>that happiness is linked to being connected to others.</li> </ul>		R1
	<ul style="list-style-type: none"> <li>how to recognise the early signs of mental wellbeing concerns.</li> </ul>	H11, H12	H6, H8, H10
	<ul style="list-style-type: none"> <li>common types of mental ill health (e.g. anxiety and depression).</li> </ul>	H11	H8, H9
	<ul style="list-style-type: none"> <li>how to critically evaluate when something they do or are involved in has a positive or negative effect on their own or others' mental health.</li> </ul>	H1, H7, H13, H14, H15, L2, L25	H2, H7, H11
	<ul style="list-style-type: none"> <li>the benefits and importance of physical exercise, time outdoors, community participation and voluntary and service-based activities on mental wellbeing and happiness.</li> </ul>	H2, H10, H13, H14, L11	H7, H11
Internet safety and harms	<ul style="list-style-type: none"> <li>the similarities and differences between the online world and the physical world, including: the impact of unhealthy or obsessive comparison with others online (including through setting unrealistic expectations for body image), how people may curate a specific image of their life online, over-reliance on online relationships including social media, the risks related to online gambling including the accumulation of debt, how advertising and information is targeted at them and how to be a discerning consumer of information online.</li> </ul>	H3, H13, H14, H30, H32, L18, L20, L24	H3, H12, H22, H25, L11, L18, L24, L25, L26
	<ul style="list-style-type: none"> <li>how to identify harmful behaviours online (including bullying, abuse or harassment) and how to report, or find support, if they have been affected by those behaviours.</li> </ul>	H30, R13, R14, R17, R23, R30, R37, R38, L27	H23, R3, R7, R14, R15, R16, R17, R22, R29, R30, R31, R34, R38, L20
Physical health and fitness	<ul style="list-style-type: none"> <li>the positive associations between physical activity and promotion of mental wellbeing, including as an approach to combat stress.</li> </ul>	H10, H13, H14	H7, H11
	<ul style="list-style-type: none"> <li>the characteristics and evidence of what constitutes a healthy lifestyle, maintaining a healthy weight, including the links between an inactive lifestyle and ill health, including cancer and cardio-vascular ill-health.</li> </ul>	H13, H14, H15	H11, H16
	<ul style="list-style-type: none"> <li>about the science relating to blood, organ and stem cell donation.</li> </ul>		H15

Healthy eating	<ul style="list-style-type: none"> <li>• <i>how to maintain healthy eating and the links between a poor diet and health risks, including tooth decay and cancer.</i></li> </ul>	H17, H18	H11
Drugs, alcohol and tobacco	<ul style="list-style-type: none"> <li>• <i>the facts about legal and illegal drugs and their associated risks, including the link between drug use, and the associated risks, including the link to serious mental health conditions.</i></li> </ul>	H23, H26, H27, H28, R20	H19, H20, R20
	<ul style="list-style-type: none"> <li>• <i>the law relating to the supply and possession of illegal substances.</i></li> </ul>	H26, H28	H19
	<ul style="list-style-type: none"> <li>• <i>the physical and psychological risks associated with alcohol consumption and what constitutes low risk alcohol consumption in adulthood.</i></li> </ul>	H24, H26, H27, H29, R20	H19, R20
	<ul style="list-style-type: none"> <li>• <i>the physical and psychological consequences of addiction, including alcohol dependency.</i></li> </ul>	H26, H27, H29, R20	H19, H20, H21
	<ul style="list-style-type: none"> <li>• <i>awareness of the dangers of drugs which are prescribed but still present serious health risks.</i></li> </ul>	H23, H26, H27	H19
	<ul style="list-style-type: none"> <li>• <i>the facts about the harms from smoking tobacco (particularly the link to lung cancer), the benefits of quitting and how to access support to do so.</i></li> </ul>	H26, H27	H19, H21
Health and prevention	<ul style="list-style-type: none"> <li>• <i>about personal hygiene, germs including bacteria, viruses, how they are spread, treatment and prevention of infection, and about antibiotics.</i></li> </ul>	H19, H20	H16
	<ul style="list-style-type: none"> <li>• <i>about dental health and the benefits of good oral hygiene and dental flossing, including healthy eating and regular check-ups at the dentist.</i></li> </ul>	H19, H20	
	<ul style="list-style-type: none"> <li>• <i>(late secondary) the benefits of regular self-examination and screening.</i></li> </ul>	H19	H16
	<ul style="list-style-type: none"> <li>• <i>the facts and science relating to immunisation and vaccination.</i></li> </ul>	H19	H16
	<ul style="list-style-type: none"> <li>• <i>the importance of sufficient good quality sleep for good health and how a lack of sleep can affect weight, mood and ability to learn.</i></li> </ul>	H15	H11

Basic first aid	<ul style="list-style-type: none"> <li>• <i>basic treatment for common injuries.</i></li> </ul>	H33	H24
	<ul style="list-style-type: none"> <li>• <i>life-saving skills, including how to administer CPR.</i></li> </ul>	H33	H24
	<ul style="list-style-type: none"> <li>• <i>the purpose of defibrillators and when one might be needed.</i></li> </ul>	H33	H24
Changing adolescent body	<ul style="list-style-type: none"> <li>• <i>key facts about puberty, the changing adolescent body and menstrual wellbeing.</i></li> </ul>	H34	
	<ul style="list-style-type: none"> <li>• <i>the main changes which take place in males and females, and the implications for emotional and physical health.</i></li> </ul>	H34, R5, R18	R6

## Appendix 4: Parent Form

TO BE COMPLETED BY PARENTS			
XX Academy		Withdrawal from Sex Education	

Name of Child:		Class:	
Name of Parent:		Date:	
Reason for withdrawing from sex education:			
Any other information you would like the school to consider:			
Parent signature:			

TO BE COMPLETED BY THE ACADEMY	
--------------------------------	--

Agreed actions from discussion with parents:	<i>Include notes from discussions with parents and agreed actions taken.</i>

## Appendix 5

### **Right to be excused from sex education (commonly referred to as the right to withdraw)**

45. Parents have the right to request that their child be withdrawn from some or all of sex education delivered as part of statutory RSE. Before granting any such request it would be good practice for the head teacher to discuss the request with parents and, as appropriate, with the child to ensure that their wishes are understood and to clarify the nature and purpose of the curriculum. Schools will want to document this process to ensure a record is kept.

46. Good practice is also likely to include the head teacher discussing with parents the benefits of receiving this important education and any detrimental effects that withdrawal might have on the child. This could include any social and emotional effects of being excluded, as well as the likelihood of the child hearing their peers' version of what was said in the classes, rather than what was directly said by the teacher (although the school should respect the parents' request to withdraw the child, up to and until three terms before the child turns 16. After that point, if the child wishes to receive sex education rather than be withdrawn, the school should make arrangements to provide the child with sex education during one of those terms.

48. This process is the same for pupils with SEND. However there may be exceptional circumstances where the head teacher may want to take a pupil's specific needs arising from their SEND into account when making this decision. The approach outlined above should be reflected in the school's policy on RSE.

49. Head teachers will automatically grant a request to withdraw a pupil from any sex education delivered in primary schools, other than as part of the science curriculum.

50. If a pupil is excused from sex education, it is the school's responsibility to ensure that the pupil receives appropriate, purposeful education during the period of withdrawal. There is no right to withdraw from Relationships Education or Health Education.

## **Appendix 6**

### **Policy Development Template**

This policy has been developed in consultation with staff, pupils, parents and appropriate local stakeholders. The consultation and policy development process involved the following steps:

1. Review – a member of staff pulled together all relevant information, including relevant national and local guidance.
2. Staff consultation – all teaching staff were given the opportunity to look at the policy and make recommendations on INSERT TIME AND DATE.
3. Parent/stakeholder consultation – parents and any interested parties were invited to attend meetings about the policy. INSERT TIME AND DATE.
4. Pupil consultation – we discuss with pupils what they want from their RSE as part of the RSE lessons.
5. Drafting of policy into practice for the Academy – a member of staff pulled together all relevant information, including relevant national and local guidance and feedback from the consultations and then drafted the policy.